








CITY OF ABERDEEN RECYCLING



The following materials may be placed loose in the bottom of your recycling bin.

You must put Recycling in Blue Bins-Not in Garbage Bags!

MATERIAL	PREPARATION REQUIREMENTS
<p>ALUMINUM AND STEEL CANS Aluminum and steel food and beverage containers No steel can lids</p> 	<p>Empty and rinse all containers thoroughly. Please remove all paper labels.</p> 
<p>PLASTIC BOTTLES AND CONTAINERS #1, #2 Clear and colored household plastic containers that can be purchased in a grocery store with screw on lids.</p>  <p>NOT # 3 # 5 # 7</p>	<p>Empty and rinse all containers thoroughly. Labels do not need to be removed. You may flatten plastic to save space in your recycling bin. Remove all lids, caps or sprayers and put in trash.</p> <p>Unacceptable: Anti-freeze, Fertilizer, Chemical or Oil Containers, Ice Cream, Butter and Yogurt containers.</p>
THE ITEMS BELOW NEED TO BE PLACED IN SEPARATE GROCERY SACKS	
<p>OFFICE PAPER</p>	<p>Place your office paper in a grocery bag preferably paper, and place on top of your other recyclables.</p>
<p>NEWSPAPERS, MAGAZINES, PHONE BOOKS Newsprint, Coupons, Glossy Inserts, Flyers.</p> 	<p>Place your newspapers, magazines, catalogs, and phone books in a grocery bag preferably paper, and place on top of your other recyclables.</p>
ALL CARDBOARD MUST BE BUNDLED SEPARATELY	
<p>CORRUGATED CARDBOARD</p> 	<p>Remove all contents from boxes, flatten and tie in bundles no larger than 3 foot square. Place the bundles beside your recycling bin.</p>

THE BLUE RECYCLING BIN

All households should have a bin, if you do not have a bin or you need an extra bin, please contact Dependable Sanitation. Your recycling bin stays at your current residence, if you move, DO NOT take the bin with you. Leave it for the next recyclers who move into your house. If your bin is damaged please call Dependable Sanitation to obtain a replacement. Put the blue bin curbside on your scheduled trash pickup day, recyclables will not be picked up in alleys. Be sure everything is out by 7:30 A.M.

PLEASE KEEP YOUR BINS WASHED!



"COMMONLY ASKED QUESTIONS"

Q: HOW DO I RECYCLE?

A: Place rinsed plastics and cans directly in the blue bin. These materials do not need to be kept separate; they are sorted at the Center. All papers should be placed in preferably paper sacks, positioned so that the material will not blow out. Put the blue bin curbside on your scheduled trash pickup day, recyclables will not be picked up in the alleys. Be sure everything is out by 7:30 A.M.

Q: WHY ARE ONLY #1 AND #2 PLASTIC BOTTLES ACCEPTABLE?

A: There are seven different types of plastic. Only 4 of them are readily accepted by most recyclers. About one-third of all PET #1 is used for soft drink bottles and more than half of all HDPE #2, more than 968 million lbs. is used in milk and water bottles. Both of these types of plastic are easily recognized and targeted for recycling. The other plastic types differ in resin composition and are not easily recycled.

Q: WHAT IS CORRUGATED CARDBOARD?

A: Corrugated cardboard is thick cardboard mostly used for boxes, you can identify it by its "squiggly" center core.

Q: CAN I INCLUDE CEREAL, POTATO CHIP & CAKE MIX BOXES WITH THE CORRUGATED CARDBOARD?

A: **NO**, not at this time. Cereal & other food product packages are made from chipboard which differs from corrugated and cannot be included in your recyclables at this time.

Q: DO I HAVE TO REMOVE LABELS?

A: We prefer you do on metal cans with paper labels. It is not necessary on plastic containers.

Q: CAN I DROP OFF RECYCLABLES AT THE RECYCLING CENTER?

A: If you have a large quantity of recyclable materials or are not currently on a collection route, you may drop items off at the center.

DEPENDABLE SANITATION - Hours 8:00 A.M. - 4:00 P.M. Monday - Friday 8:00 A.M. - 12:00 P.M. Sat
1520 Brown County 19 N
Aberdeen, SD 57401
(605) 225-9316